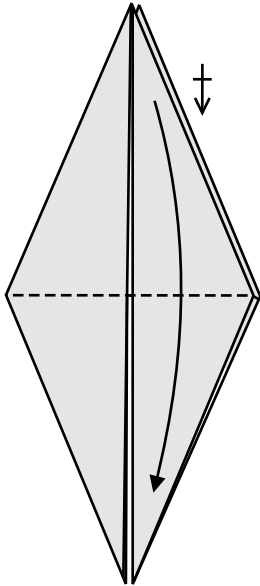


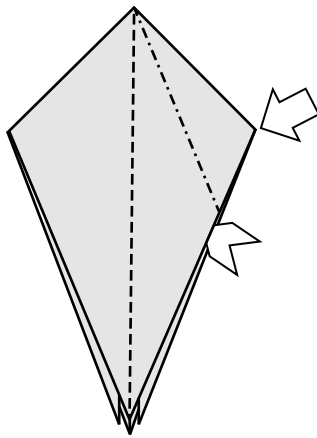


# Narrow Foliage

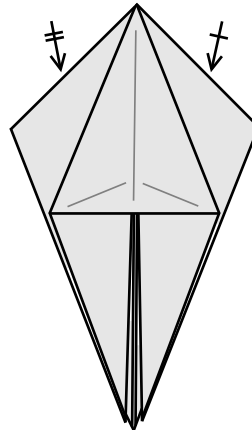
© B. Domangue 2013



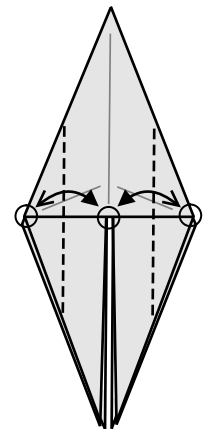
1. Begin with a bird base.  
Fold flap down on both sides.



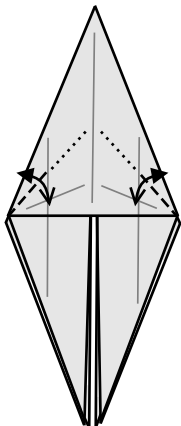
2. Open and squash.



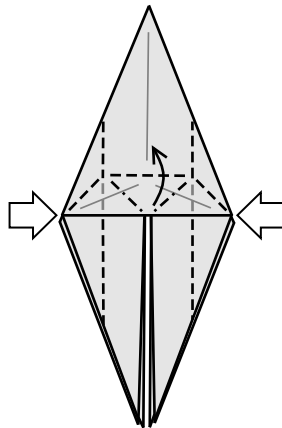
3. Repeat step 2  
on other three sides.



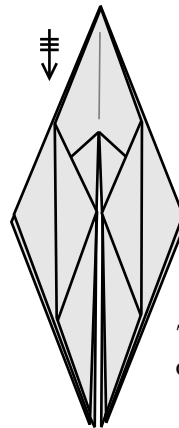
4. Valley fold points  
to center and unfold.



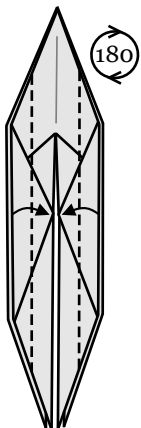
5. Valley fold and unfold, using edge  
underneath (dotted line) as a reference.



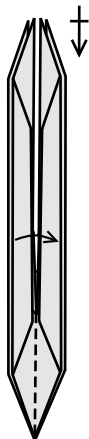
6. Petal fold.



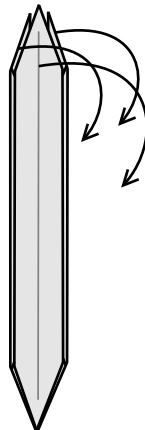
7. Repeat steps 4 - 6  
on other three sides.



8. Valley fold to  
center. Rotate 180°



9. Fold over. Repeat  
on opposite side.



10. Curl flaps  
to one side.



11. Foliage complete.